

Online Payments

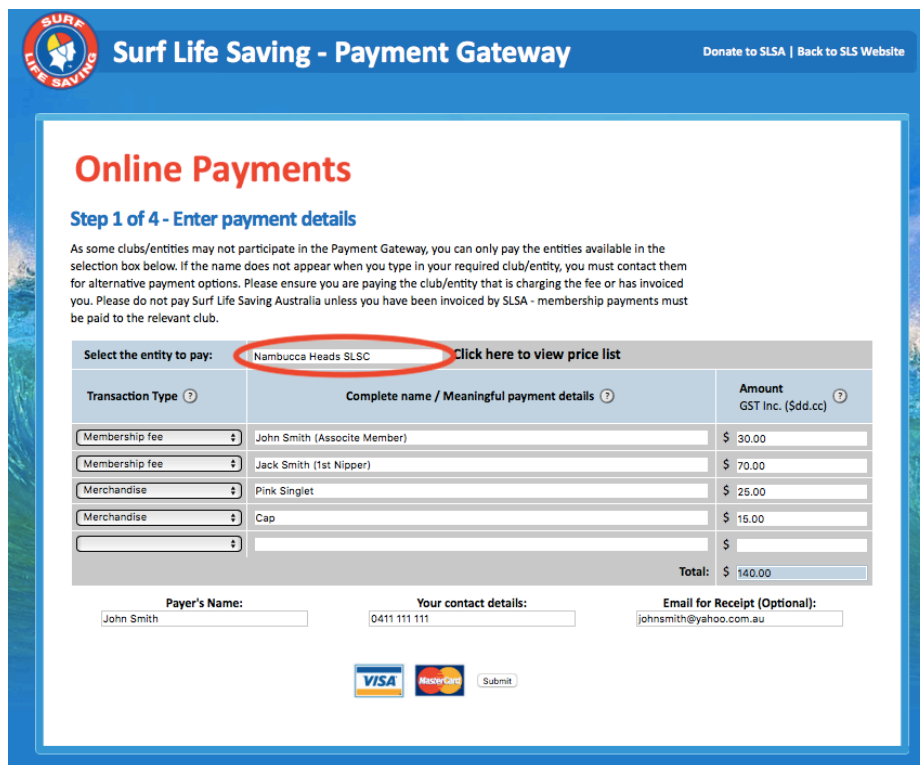
To make an **Online Payment** through the Nambucca Heads Nippers website:

1. Go to the Nambucca Heads Nippers website:

www.nambuccanippers.com.au

2. Click on the **Online Payments** button:

3. Enter **Nambucca Heads SLSC** in the **Select the entity to pay** box:



The screenshot shows the 'Surf Life Saving - Payment Gateway' website. The page title is 'Online Payments' and it is 'Step 1 of 4 - Enter payment details'. A red circle highlights the 'Select the entity to pay' dropdown menu, which currently shows 'Nambucca Heads SLSC'. Below this is a table of payment items with columns for 'Transaction Type', 'Complete name / Meaningful payment details', and 'Amount GST Inc. (\$dd.cc)'. The total amount is \$140.00. At the bottom, there are input fields for 'Payer's Name', 'Your contact details', and 'Email for Receipt (Optional)', along with a 'Submit' button and logos for VISA and MasterCard.

Surf Life Saving - Payment Gateway Donate to SLSA | Back to SLS Website

Online Payments



Step 1 of 4 - Enter payment details

As some clubs/entities may not participate in the Payment Gateway, you can only pay the entities available in the selection box below. If the name does not appear when you type in your required club/entity, you must contact them for alternative payment options. Please ensure you are paying the club/entity that is charging the fee or has invoiced you. Please do not pay Surf Life Saving Australia unless you have been invoiced by SLSA - membership payments must be paid to the relevant club.

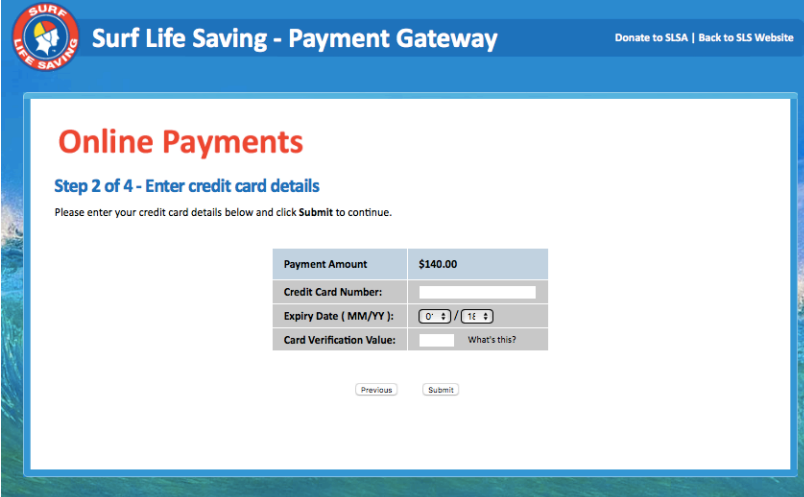
Select the entity to pay: **Nambucca Heads SLSC** [Click here to view price list](#)

Transaction Type ?	Complete name / Meaningful payment details ?	Amount GST Inc. (\$dd.cc) ?
Membership fee	John Smith (Associate Member)	\$ 30.00
Membership fee	Jack Smith (1st Nipper)	\$ 70.00
Merchandise	Pink Singlet	\$ 25.00
Merchandise	Cap	\$ 15.00
		\$
Total:		\$ 140.00

Payer's Name: Your contact details: Email for Receipt (Optional):

4. Select a transaction type (e.g. “**Membership fee**” or “**Merchandise**”), fill in payment details and amount. If paying for multiple memberships, please add a separate transaction for each person. The total will add up automatically.
5. Add **Payer’s Details** (Payer’s name, phone number and email), and select “**Submit**”.
6. Add credit card payment details, and select **Submit**.



The screenshot shows the 'Surf Life Saving - Payment Gateway' interface. At the top left is the SLSA logo. The page title is 'Surf Life Saving - Payment Gateway' and there are links for 'Donate to SLSA' and 'Back to SLS Website'. The main heading is 'Online Payments' and the sub-heading is 'Step 2 of 4 - Enter credit card details'. Below this, it says 'Please enter your credit card details below and click **Submit** to continue.' The form contains the following fields:

Payment Amount	\$140.00
Credit Card Number:	<input type="text"/>
Expiry Date (MM/YY):	<input type="text"/> / <input type="text"/>
Card Verification Value:	<input type="text"/> What's this?

At the bottom of the form are two buttons: 'Previous' and 'Submit'.

7. Enter the **Verification Code**, and select **Submit**
8. A receipt will be sent to the nominated email address. You can also choose to **Print** a receipt if required.